

252.1/681

FOREIGN EQUIPMENT CATALOG

dup
~~52~~

dup
e.2

FILE COPY,

Return to:
Library Section, CADO-L
Service Division
Central Air Documents Office

6-1
1946

...
SECTION III
AIRCRAFT ACCESSORIES



RETURN TO

Special Documents Branch - TSRWF-6
Wright Field Reference Library Section
Air Documents Division - Intelligence (T-2)
Wright field, Dayton, Ohio.

**HEADQUARTERS AIR MATERIEL COMMAND
WRIGHT FIELD, DAYTON, OHIO**



NOTE

When drawings, specifications, and other data prepared by the War Department are furnished to manufacturers and others for use in the manufacture or purchase of supplies, or for any other purpose, the Government assumes no responsibility nor obligation whatever; and the furnishing of said data by the War Department is not to be regarded by implication or otherwise, or in any manner licensing the holder, or conveying any rights or permission to manufacture, use, or sell any patented inventions that may in any way be related thereto.

The information furnished herewith is made available for study upon the understanding that the Government's proprietary interests in and relating thereto shall not be impaired. It is desired that the Patent & Royalties Section, Office of the Judge Advocate, Air Materiel Command, Wright Field, Dayton, Ohio, be promptly notified of any apparent conflict between the Government's proprietary interests and those of others.

Espionage Act

Notice: This document contains information affecting the national defense of the United States within the meaning of the Espionage Act (U. S. C. 50:31). The transmission of this document or the revelation of its contents in any manner to an unauthorized person is prohibited by law. (AR 380-5, para-

**FOREIGN
EQUIPMENT
CATALOG**

**Section III
Aircraft Accessories**

**Propellers & Accessories, Landing Gear, Fuel,
Oil, Electrical Hydraulic and Oxygen Systems.**

INSTRUCTIONS FOR ORDERING

In order to further the advancement of the Aeronautical Industry and to further the national defense, the equipment described in these pages is available to interested activities for the express purpose of experimental research, test, development, display, or gift. However, before shipment can be made, it is necessary that (1) the government know and approve the purpose for which the equipment is desired, and (2) a bailment contract be executed protecting the proprietary interest of the government. If the test to be conducted will necessitate eventual destruction of the property, no return of the equipment is required nor does the government expect reimbursement for that property destroyed. If the test does not require destruction, the material will be returned. Reports on findings will be submitted to the government. Transportation costs will be borne by the government to and from the point of destination indicated in the bailment contract.

REQUESTS FOR EQUIPMENT

A contract to be executed and returned will be supplied upon receipt of a written request which must include the following information:

- a. Name (nomenclature), Catalog Section number, Stock number, and the descriptive noun which appears at the top center of the page.
- b. The desired condition of the equipment which will serve the purpose; serviceable or non-serviceable.
- c. Whether or not tests to be conducted will necessitate eventually destruction of equipment.
- d. Specific purpose for which the equipment is desired, and a reasonably detailed description of any modification it is desired to make in or on the particular property.
- e. Location or locations at which the particular property will be delivered.

f. The approximate date the equipment will be available for return.

Equipment requested will be delivered as soon as possible after the completion of the proper forms, etc. In some cases however there is a limited quantity of some items. In such cases delivery will be delayed pending availability of such items.

Communications concerning equipment should be addressed to the Commanding General, Air Materiel Command, Wright Field, Ohio, Attention Chief, Collection Division.

The Stock List at the rear of each section will be revised periodically, additions made and copies supplied to all on distribution list without request.

REQUEST FOR DOCUMENTS

Requests for documents pertaining to this equipment should specify the type of document desired, ie: Maintenance Handbook, Operation Handbook, Parts Stock List, etc. Documents need not be returned unless requested.

Communications concerning documents should be addressed to the Commanding General, Air Materiel Command, Wright Field, Ohio, Attention Chief, Air Documents Division.


REQUESTS FOR CATALOG

Requests for sections or pages of catalog must specify the nomenclature and section number desired, and the stock number if single pages are requested.

Communications concerning catalog should be addressed to the Commanding General, Air Materiel Command, Wright Field, Ohio, Attention Chief, Collection Division.


Stock No. 3609-42-0029-FE046

1. Nomenclature: Motor, electric windshield wiper.
2. Foreign Nomenclature:
3. Country of Origin: Germany.
4. Manufacturer:
5. Identification Numbers:
6. Models Available: As illustrated.
7. Documents: See "Instructions for Ordering."
8. Description: Length 5-1/2 in., width 3 in. No other information available at time of printing.



Stock No. 3609-42-0029-FE047

1. Nomenclature: Motor, electric windshield wiper.
2. Foreign Nomenclature:
3. Country of Origin: Germany.
4. Manufacturer:
5. Identification Numbers:
6. Models Available: As illustrated.
7. Documents: See "Instructions for Ordering."
8. Description: Length 6-7/8 in., width 3-1/4 in. No other information available at time of printing.



For Ordering: See "Instructions for Ordering" page. Communications concerning this equipment should be addressed to Commanding General, AMC, Wright Field Ohio, Attention: Chief, Collection Division (TSICD).

AIRCRAFT ACCESSORIES

Section III


Stock No. 3609-45-0000-8-3715A-3

1. Nomenclature: Pedal Rudder.
2. Foreign Nomenclature:
3. Country of Origin: Germany.
4. Manufacturer:
5. Identification Numbers:

Werks No.: 24

Gerat No.: 8-3715A-3

6. Models Available: As illustrated.
7. Documents: See "Instructions For Ordering."
8. Description: Length 18-1/2 in., width 6 in. No other information available at time of printing.



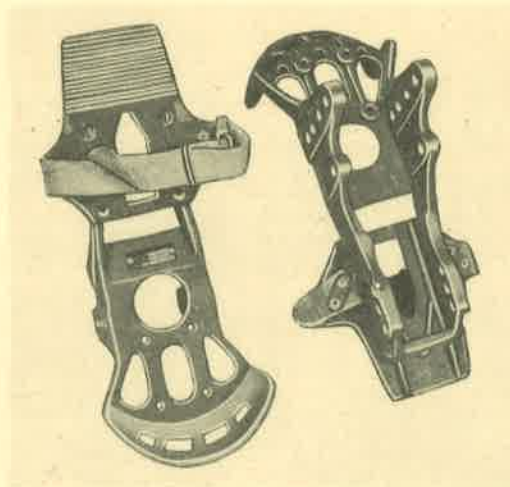
Stock No. 3609-45-0000-8-3715A-2

1. Nomenclature: Pedal Rudder.
2. Foreign Nomenclature:
3. Country of Origin: Germany.
4. Manufacturer:
5. Identification Numbers:

Werks No.: 14

Gerat No.: 8-3715A-2

6. Models Available: As illustrated.
7. Documents: See "Instructions For Ordering."
8. Description: Length 11-3/4 in., width 4-1/2 in. No other information available at time of printing.




For Ordering: See "Instructions For Ordering" page. Communications concerning this equipment should be addressed to Commanding General, AMC, Wright Field, Ohio, Attention: Chief, Collection Division (TSICD).

Stock No. 3609-46-0000-8-3035D1

1. Nomenclature: Cylinder-Actuating Hyd Flaps JU88
2. Foreign Nomenclature:
3. Country of Origin: Germany
4. Manufacturer: Franz Schneider
5. Identification Numbers:


Werks No;	Gerat No: 8-3035 D1
Fl. or Ln. No:	Serial No:
6. Models Available: As illustrated
7. Documents: See "Instructions For Ordering".
8. Description: Male openings 18 mm. Thread pitch 1.5. Length 30-1/2 in. Width 8-1/2 in.



Stock No. 3609-46-0000-8-3304B1

1. Nomenclature: Cylinder-Actuating Hyd
2. Foreign Nomenclature:
3. Country of Origin: Germany
4. Manufacturer:
5. Identification Numbers:

Werks No:	Gerat No: 8-3304-B1
Fl. or Ln. No:	Serial No:
6. Models Available: As illustrated
7. Documents: See "Instructions For Ordering".
8. Description: Two female openings 3/8 in. dia. Pump arm travels approx 8 in. Length 13 in. Width 3 in.




For Ordering: See "Instructions for Ordering" page. Communications concerning this equipment should be addressed to Commanding General, AMC, Wright Field, Ohio, Attention: Chief, Collection Division (TSICD).

Stock No. 3609-46-0026-8-129.281-48

1. Nomenclature: Cylinder-Actuating HydFlap
2. Foreign Nomenclature:
3. Country of Origin: Germany
4. Manufacturer:
5. Identification Numbers:

Gerat No: 8-129.281-48

6. Models Available: As illustrated
7. Documents: See "Instructions For Ordering".
8. Description: Length 19 in. Width 3-1/4 in.




Stock No. 3609-46-0000-19-2385-140F-1

1. Nomenclature: Cylinder-Actuating HydFlap
2. Foreign Nomenclature:
3. Country of Origin: Germany
4. Manufacturer:
5. Identification Numbers:

Gerat No: 19-2385-140F-1


6. Models Available: As illustrated
7. Documents: See "Instructions For Ordering".
8. Description: Length 12-1/2 in. Width 3 in.



For Ordering: See "Instructions for Ordering" page.
Communications concerning this equipment should be
addressed to Commanding General, AMC, Wright Field,
Ohio, Attention: Chief, Collection Division (TSICD).

Stock No. 3609-46-0000-FA3535


1. Nomenclature: Cylinder-Brake Hyd
2. Foreign Nomenclature:
3. Country of Origin: Germany
4. Manufacturer:
5. Identification Numbers:
6. Models Available: As illustrated
7. Documents: See "Instructions For Ordering".
8. Description: Length 8 in. - Width 3-3/4 in.



Stock No. 3609-48-0000-19-2252-A2

1. Nomenclature: Cylinder Assy-Actuating Hyd
2. Foreign Nomenclature:
3. Country of Origin: Germany
4. Manufacturer: Schaffer V. Budenberg
5. Identification Numbers:
6. Models Available: As illustrated
7. Documents: See "Instructions For Ordering".
8. Description: Length 9-1/2 in. - Width 3-3/4 in.

Gerat No: 19-2252-A2




For Ordering: See "Instructions for Ordering" page.
 Communications concerning this equipment should be
 addressed to Commanding General, AMC, Wright Field,
 Ohio, Attention: Chief, Collection Division (TSICD).

Stock No. 3609-48-0016-8.129.281-47

1. Nomenclature: Accumulator, Hydraulic pressure
2. Foreign Nomenclature:
3. Country of Origin: Germany.
4. Manufacturer: Schmidtiien & Co., Berlin.
5. Identification Numbers:

Gerat No: 8.129.281-47

6. Models Available: As illustrated.
7. Documents: See "Instructions For Ordering."
8. Description: This hydraulic pressure accumulator has one 3/16 in. port on each end with an outside thread of 12 x 1.5. The ends are numbered 1 and 2. End no. 2 has pressure relief valve.
Length 7 in. Width 3 in.




Stock No. 3609-48-0000-FE3185

1. Nomenclature: Accumulator, Hydraulic pressure
2. Foreign Nomenclature:
3. Country of Origin: Germany.
4. Manufacturer:
5. Identification Numbers:

6. Models Available: As illustrated.
7. Documents: See "Instructions For Ordering."
8. Description: This hydraulic pressure accumulator has 3 parts numbered 1, 2 & 3. Port number is on left side and ports 2 & 3 are on right side. Each port has 3/16 in. outside thread. Accumulator capacity is 30 atmospheres.

Length 13 in. Width 3-1/2 in.




For Ordering: See "Instructions For Ordering" page. Communications concerning this equipment should be addressed to Commanding General, AMC, Wright Field, Ohio, Attention: Chief, Collection Division (TSICD).

Stock No. 3609-48-0000-19-1102A-2

1. Nomenclature: Pump, Hydraulic.
2. Foreign Nomenclature:
3. Country of Origin: Germany.
4. Manufacturer:
5. Identification Numbers.

Gerat No: 19-1102A-2

6. Models Available:
7. Documents: See "Instructions For Ordering."
8. Description: Gear type engine driven hydraulic pump. Used on Jumo 004 jet engine.
 Female inlet: Diameter 26 mm
 Thread Pitch 1.5
 Female outlet: Diameter 18 mm
 Thread pitch 1.5
 Overall length, 4-1/2 in., Overall width: 5 in.




Stock No. 3609-48-0000-19-1102A-1

1. Nomenclature: Pump, Hydraulic.
2. Foreign Nomenclature:
3. Country of Origin: Germany.
4. Manufacturer:
5. Identification Numbers:

Gerat No: 19-1102A-1

6. Models Available:
7. Documents: See "Instructions For Ordering."
8. Description: Gear type engine driven hydraulic pump. Used on DO-335 aircraft.
 Female inlet: Diameter 26 mm
 Thread Pitch 1.5
 Female outlet: Diameter 18 mm
 Thread pitch 1.5
 Overall length: 4-1/2 in., Overall width 5 in.



For Ordering: See "Instructions For Ordering" page.
 Communications concerning this equipment should be
 addressed to Commanding General, AMC, Wright Field,
 Ohio, Attention: Chief, Collection Division (TSICD).

Stock No. 3609-48-0000-19-1103A-1a


1. Nomenclature: Pump, Hydraulic.
2. Foreign Nomenclature:
3. Country of Origin: Germany.
4. Manufacturer:
5. Identification Numbers:

Gerat No: 19-1103A-1a

6. Models Available: As illustrated.
7. Documents: See "Instructions For Ordering".
8. Description: Gear type, engine driven hydraulic pump, used on Jumo 004 engine. Female inlet, 26 mm. opening. Thread pitch 1.5. Female outlet, 18 mm. opening. Thread pitch 1.5.

Overall length: 5 in.

Overall width: 5 in.



Stock No. 3609-48-0000-FE3180

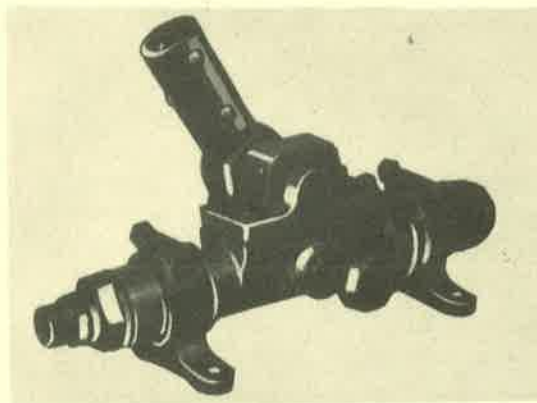
1. Nomenclature: Pump, Hydraulic, hand operated.
2. Foreign Nomenclature:
3. Country of Origin: Germany.
4. Manufacturer:
5. Identification Numbers:

6. Models Available: As illustrated.
7. Documents: See "Instructions For Ordering".
8. Description: Hand operated, double action, hydraulic pump. 1 port on each side with 5/16 in. inside thread. Revolving port on side.

Length 9 in.

Width 4-1/2 in.

No other information available at time of printing.



For Ordering: See "Instructions For Ordering" page. Communications concerning this equipment should be addressed to Commanding General, AMC, Wright Field, Ohio, Attention: Chief, Collection Division (TSICD).


Stock No. 3609-48-0000-19-1738-A-1

1. Nomenclature: Valve, check, hydraulic.
2. Foreign Nomenclature:
3. Country of Origin: Germany.
4. Manufacturer: Unknown.
5. Identification Numbers:

Gerat No: 19-1738-A-1

6. Models Available: As Illustrated.
7. Documents: See "Instructions For Ordering."
8. Description: Piston type hydraulic check valve. Spring loaded. 3 female connections.

Opening diameter:	14 mm
Thread pitch:	1.5
Overall length:	3-1/4 in.
Overall width:	1-1/4 in.




Stock No. 3609-48-0000-19-2317-A-1

1. Nomenclature: Valve, check, hydraulic.
2. Foreign Nomenclature:
3. Country of Origin: Germany.
4. Manufacturer: Unknown.
5. Identification Numbers:

Gerat No: 19-2317A-1

6. Models Available: As Illustrated.
7. Documents: See "Instructions For Ordering."
8. Description: Piston type hydraulic check valve with mechanical override. 2 female connections with male fittings.

Opening diameter:	16 mm
Thread pitch:	1.5
Overall length W/attachment	6-1/2 in.
Overall length W.O./attachment	5 in.
Overall width:	2-1/2 in.




For Ordering: See "Instructions For Ordering" page. Communications concerning this equipment should be addressed to Commanding General, AMC, Wright Field Ohio, Attention: Chief, Collection Division (TSICD).

Stock No. 3609-48-0000-19-47310

1. Nomenclature: Valve, Check setting.
2. Foreign Nomenclature:
3. Country of Origin: Germany.
4. Manufacturer: Aerobau.
5. Identification Numbers:

Gerat No: 19-47310


6. Models Available: As illustrated.
7. Documents: See "Instructions For Ordering."
8. Description: Check setting valve 0.02 Kg/CM², Length 1-11/16 in., width 1-1/2 in. No other information available at time of printing.



Stock No. 3609-48-0000-FE3162

1. Nomenclature: Valve, Ball check filler.
2. Foreign Nomenclature:
3. Country of Origin: Germany.
4. Manufacturer:
5. Identification Numbers:

6. Models Available: As illustrated.
7. Documents: See "Instructions For Ordering."
8. Description: Inlet and outlet openings 11/16 in., ratchet stop-on cap, cap has pressure breather in top and 1-11/16 in. threaded opening, length 4-3/8 in., width 2-1/2 in. No other information available at time of printing.



For Ordering: See "Instructions For Ordering" page. Communications concerning this equipment should be addressed to Commanding General, AMC, Wright Field, Ohio, Attention: Chief, Collection Division (TSICD).


Stock No. 3609-48-0000-19-1737A-1

1. Nomenclature: Valve, hydraulic, check.
2. Foreign Nomenclature:
3. Country of Origin: Germany.
4. Manufacturer:
5. Identification Numbers:

Gerat No: 19-1737A-1

6. Models Available: As illustrated.
7. Documents: See "Instructions for Ordering."
8. Description: Ball type hydraulic check valve. 1 inlet and 1 outlet female connections.

Opening diameter	16 mm
Thread pitch	1.5
Overall length	2-7/8 in.
Overall width	1-1/4 in.




Stock No. 3609-48-0026-19-1708B-1

1. Nomenclature: Valve, check, landing-gear selector.
2. Foreign Nomenclature:
3. Country of Origin: Germany.
4. Manufacturer: Elecktron, Co.
5. Identification Numbers:

Gerat No: 19-1708B-1

6. Models Available: As illustrated.
7. Documents: See "Instructions for Ordering."
8. Description: Plunger and seat type check valve, landing-gear selector. 2 male and 1 female connections.



Male connections:	Opening diameter:	14 mm
	Thread pitch:	1.5
Female connection:	Opening diameter:	16 mm
	Thread pitch:	1.5
Overall length:	4-1/2 in.	
Overall width:	2-3/4 in.	



For Ordering: See "Instructions for Ordering." page. Communications concerning this equipment should be addressed to Commanding General, AMC, Wright Field Ohio, Attention: Chief, Collection Division (TSICD).


Stock No. 3609-48-0000-FE3178

1. Nomenclature: Valve, selector, hydraulic.
2. Foreign Nomenclature:
3. Country of Origin: Germany.
4. Manufacturer:
5. Identification Numbers:
6. Models Available: As illustrated.
7. Documents: See "Instructions for Ordering."
8. Description: Length 7-3/4 in., Width 2-1/2 in. No other information available at time of printing.



Stock No. 3609-48-0000-FE3156


1. Nomenclature: Valve, selector, hydraulic.
2. Foreign Nomenclature:
3. Country of Origin: Germany.
4. Manufacturer:
5. Identification Numbers:
6. Models Available: As illustrated.
7. Documents: See "Instructions for Ordering."
8. Description: Length 3-1/2 in., Width 3 in. No other information available at time of printing.



For Ordering: See "Instructions for Ordering" page. Communications concerning this equipment should be addressed to Commanding General, AMC, Wright Field Ohio, Attention: Chief, Collection Division (TSICD).


Stock No. 3609-48-0000-FE3177

1. Nomenclature: Valve - Selector, hydraulic
2. Foreign Nomenclature:
3. Country of Origin: Germany
4. Manufacturer:
5. Identification Numbers:
6. Models Available: As illustrated.
7. Documents: See "Instructions For Ordering"
8. Description: Length 6-1/2 in., Width 4 in. No other information available at time of printing.



Stock No. 3609-48-0000-19-1406

1. Nomenclature: Valve - Selector, hydraulic
 2. Foreign Nomenclature:
 3. Country of Origin: Germany.
 4. Manufacturer:
 5. Identification Numbers:
- Gerat No: 19-1406
6. Models Available: As illustrated.
 7. Documents: See "Instructions For Ordering"
 8. Description: Three inlets and three outlets. Length 8 in., Width 3-1/4 in. No other information available at time of printing.





For Ordering: See "Instructions For Ordering" page. Communications concerning this equipment should be addressed to Commanding General, AMC, Wright Field, Ohio, Attention: Chief, Collection Division (TSICD).

Stock No. 3609-48-0016-8.129.283-12

1. Nomenclature: Valve, Selector, hydraulic
2. Foreign Nomenclature:
3. Country of Origin: Germany.
4. Manufacturer: Schmidtchen, Co.
5. Identification Numbers:

Gerat No: 8.129.283-12

6. Models Available: As illustrated.
 7. Documents: See "Instructions For Ordering."
 8. Description: Hydraulic selector control valve.
Length 8-1/2 in. Width 5-1/2 in.
- No other information available at time of printing.



Stock No. 3609-48-0000-19-1437A-1

1. Nomenclature: Valve, Selector, hydraulic
2. Foreign Nomenclature: Germany.
3. Country of Origin: Germany.
4. Manufacturer: Unknown.
5. Identification Numbers:

Werks No:

Gerat No: 19-1437A-1

F1. or Ln. No:



Serial No:

6. Models Available: As illustrated.
7. Documents: See "Instructions For Ordering."
8. Description: Hand-operated, hydraulic selector valve. 6 male connections with 14 mm. openings, 1.5 thread pitch.

Overall length 6 in.

Overall width 4 in.

No other information available at time of printing.



For Ordering: See "Instructions For Ordering" page. Communications concerning this equipment should be addressed to Commanding General, AMC, Wright Field, Ohio, Attention: Chief, Collection Division (TSICD).

Stock No. 3609-48-0000-19-1735A


1. Nomenclature: Valve, selector, hydraulic, w/solenoid.
2. Foreign Nomenclature:
3. Country of Origin: Germany.
4. Manufacturer:
5. Identification Numbers:

Gerat No: 19-1735A

6. Models Available: As illustrated.

7. Documents: See "Instructions for Ordering."

8. Description: Hydraulic selector valve, operated by solenoid. Has four outlets, with male connections, 16 mm diameter, 1.5 thread pitch. Dimensions: Length 6-1/4 in., Width 4-3/8 in.



Stock No. 3609-48-0026-19-1426A1

1. Nomenclature: Valve, selector, hydraulic, w/solenoid.
2. Foreign Nomenclature:
3. Country of Origin: Germany.
4. Manufacturer: Elecktron Co.
5. Identification Numbers:


Werks No: 2394

Gerat No: 19-1426A1

6. Models Available: As illustrated.

7. Documents: See "Instructions for Ordering."

8. Description: Hydraulic selector valve, operated by solenoid. Has five outlets, with male connections, 16 mm diameter, 1.5 mm pitch. Dimensions: Length 6-3/4 in., Width 4 in.



For Ordering: See "Instructions for Ordering" page. Communications concerning this equipment should be addressed to Commanding General, AMC, Wright Field Ohio, Attention: Chief, Collection Division (TSICD).

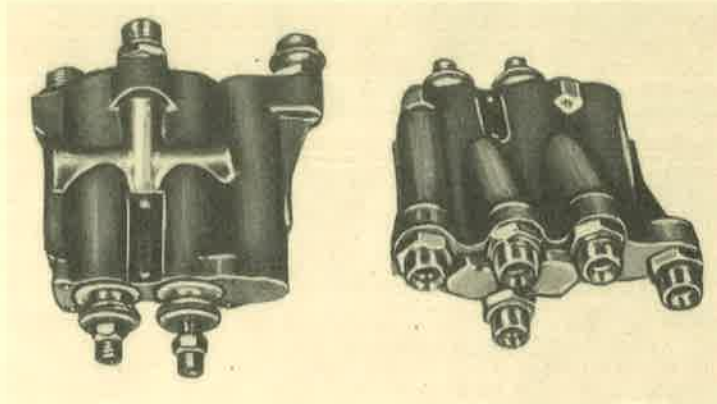
Stock No. 3609-48-0000-19-1410D-1

1. Nomenclature: Valve, Selector, landing gear.
2. Foreign Nomenclature:
3. Country of Origin: Germany.
4. Manufacturer:
5. Identification Numbers:

Gerat No: 19-1410D-1

6. Models Available: As Illustrated.
7. Documents: See "Instructions For Ordering."
8. Description: Manual operated landing gear selector valve. 5 male outlets 16 mm in diameter with a 1.5 mm thread pitch.

Dimensions: Overall Length: 5-1/2 in.
Overall Width: 4-1/2 in.



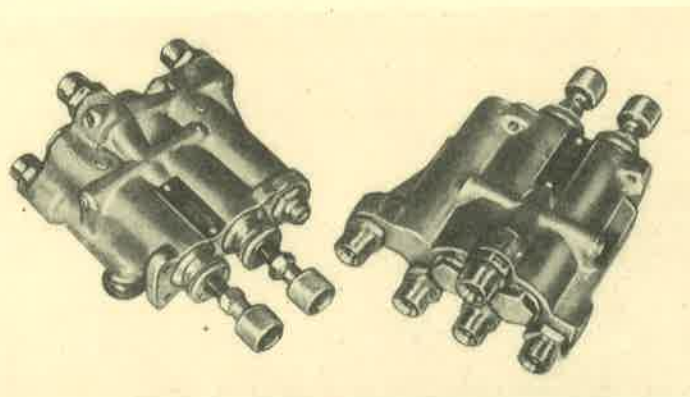
Stock No. 3609-48-0000-19-1410A-3

1. Nomenclature: Valve, Selector, landing gear.
2. Foreign Nomenclature:
3. Country of Origin: Germany.
4. Manufacturer:
5. Identification Numbers:

Gerat No: 19-1410A-3

6. Models Available: As Illustrated.
7. Documents: See "Instructions For Ordering."
8. Description: Manual operated landing gear selector valve. 5 male outlets 16 mm in diameter with a 1.5 mm thread pitch.

Dimensions: Overall Length: 6 in.
Overall Width: 4-3/4 in.




For Ordering: See "Instructions For Ordering" page.
Communications concerning this equipment should be addressed to Commanding General, AMC, Wright Field, Ohio, Attention: Chief, Collection Division (TSICD),

Stock No. 3612-23-0000-FE61251

1. Nomenclature: Gage-Vacuum
2. Foreign Nomenclature:
3. Country of Origin: Japan
4. Manufacturer: Unknown
5. Identification Numbers:


6. Models Available: As illustrated.
7. Documents: See "Instructions for Ordering".
8. Description: Vacuum gage with capillary connection and cut-off valve. 0 to 76.



Stock No. 3612-23-0000-FE61253

1. Nomenclature: Gage-Suction
2. Foreign Nomenclature:
3. Country of Origin: Japan
4. Manufacturer: Unknown
5. Identification Numbers:

6. Models Available: As illustrated.
7. Documents: See "Instructions for Ordering".
8. Description: Suction gage. 0 to 15 inches of mercury.




For Ordering: See "Instructions for Ordering" page. Communications concerning this equipment should be addressed to Commanding General, AMC, Wright Field, Ohio, Attention: Chief, Collection Division.

Stock No. 3612-23-0000-FE61252

1. Nomenclature: Indicator-Flap Angle
2. Foreign Nomenclature:
3. Country of Origin: Japan
4. Manufacturer: Unknown
5. Identification Numbers:


6. Models Available: As illustrated.
7. Documents: See "Instructions for Ordering".
8. Description: Electrically operated flap angle indicator. 0 to 30 degrees.



Stock No. 3612-0000-FE61254

1. Nomenclature: Indicator-Wheel Position
2. Foreign Nomenclature:
3. Country of Origin: Japan
4. Manufacturer: Unknown
5. Identification Numbers:

6. Models Available: As illustrated.
7. Documents: See "Instructions for Ordering".
8. Description: Electrically operated wheel position indicator. 0 to 10 degrees.



For Ordering: See "Instructions for Ordering" page. Communications concerning this equipment should be addressed to Commanding General, AMC, Wright Field, Ohio, Attention: Chief, Collection Division.

STOCK LIST
SECTION III
CLASS 31

German Aircraft Accessories

Nomenclature	Stock Number
MOTOR-ELECTRIC WINDSHIELD WIPER	3609-42-0029-FE046
MOTOR-ELECTRIC WINDSHIELD WIPER	3609-42-0029-FE047
PEDAL-RUDDER	3609-45-0000-8-3715A-3
PEDAL-RUDDER	3609-45-0000-8-3715A-2
CYLINDER-ACTUATING HYDRAULIC FLAPS APPL JU88	3609-46-0000-8-3035D1
CYLINDER-ACTUATING HYDRAULIC	3609-46-0000-8-3304B1
CYLINDER-ACTUATING HYDRAULIC FLAP	3609-46-0026-8-129-281-48
CYLINDER-ACTUATING HYDRAULIC	3609-46-0000-19-2385-140F-1
CYLINDER-BRAKE HYDRAULIC	3609-46-0000-FA3535
CYLINDER ASSY-ACTUATING HYDRAULIC	3609-48-0000-19-2252-A2
ACCUMULATOR-HYDRAULIC PRESSURE	3609-48-0016-8.129.281-47
ACCUMULATOR-HYDRAULIC PRESSURE	3609-48-0000-FE3185
PUMP-HYDRAULIC	3609-48-0000-19-1102A-2
PUMP-HYDRAULIC	3609-48-0000-19-1102A-1
PUMP-HYDRAULIC	3609-48-0000-19-1103A-1a
PUMP-HYDRAULIC HAND OPERATED	3609-48-0000-FE3180
VALVE-CHECK HYDRAULIC	3609-48-0000-19-1738-A-1
VALVE-CHECK HYDRAULIC	3609-48-0000-19-2317-A-1
VALVE-CHECK SETTING	3609-48-0000-19-47310
VALVE-BALL CHECK FILLER	3609-48-0000-FE3162
VALVE-HYDRAULIC CHECK	3609-48-0000-19-1737A-1
VALVE-CHECK LANDING GEAR SELECTOR	3609-48-0026-19-1708B-1
VALVE-SELECTOR HYDRAULIC	3609-48-0000-FE3178
VALVE-SELECTOR HYDRAULIC	3609-48-0000-FE3156
VALVE-SELECTOR HYDRAULIC	3609-48-0000-FE3177
VALVE-SELECTOR HYDRAULIC	3609-48-0000-19-1406
VALVE-SELECTOR HYDRAULIC	3609-48-0016-8.129.283-12
VALVE-SELECTOR HYDRAULIC	3609-48-0000-19-1437A-1
VALVE-SELECTOR HYDRAULIC W/SOLENOID	3609-48-0000-19-1735A
VALVE-SELECTOR HYDRAULIC W/SOLENOID	3609-48-0026-19-1426A1
VALVE-SELECTOR LANDING GEAR	3609-48-0000-19-1410D-1
VALVE-SELECTOR LANDING GEAR	3609-48-0000-19-1410A-3

Japanese Aircraft Accessories

GAGE-VACUUM	3612-23-0000-FE61251
GAGE-SUCTION	3612-23-0000-FE61253
INDICATOR-FLAP ANGLE	3612-23-0000-FE61252
INDICATOR-WHEEL POSITION	3612-23-0000-FE61254

