





Seeing the Star-Spangled Banner



I am going to the American History Museum.  
I may see the flag that inspired our national anthem,  
the Star-Spangled Banner.






When I enter the museum, I may choose to walk up the stairs or take the elevator to the second floor.




There is a shiny sculpture outside the exhibit. If there are many people, I may have to wait in line. I may read this story or use my calming toys until it is my turn to go inside.





There are three hallways in the exhibit. The second is where the flag lives. This hallway is dark. The first and third hallways have small inclines.

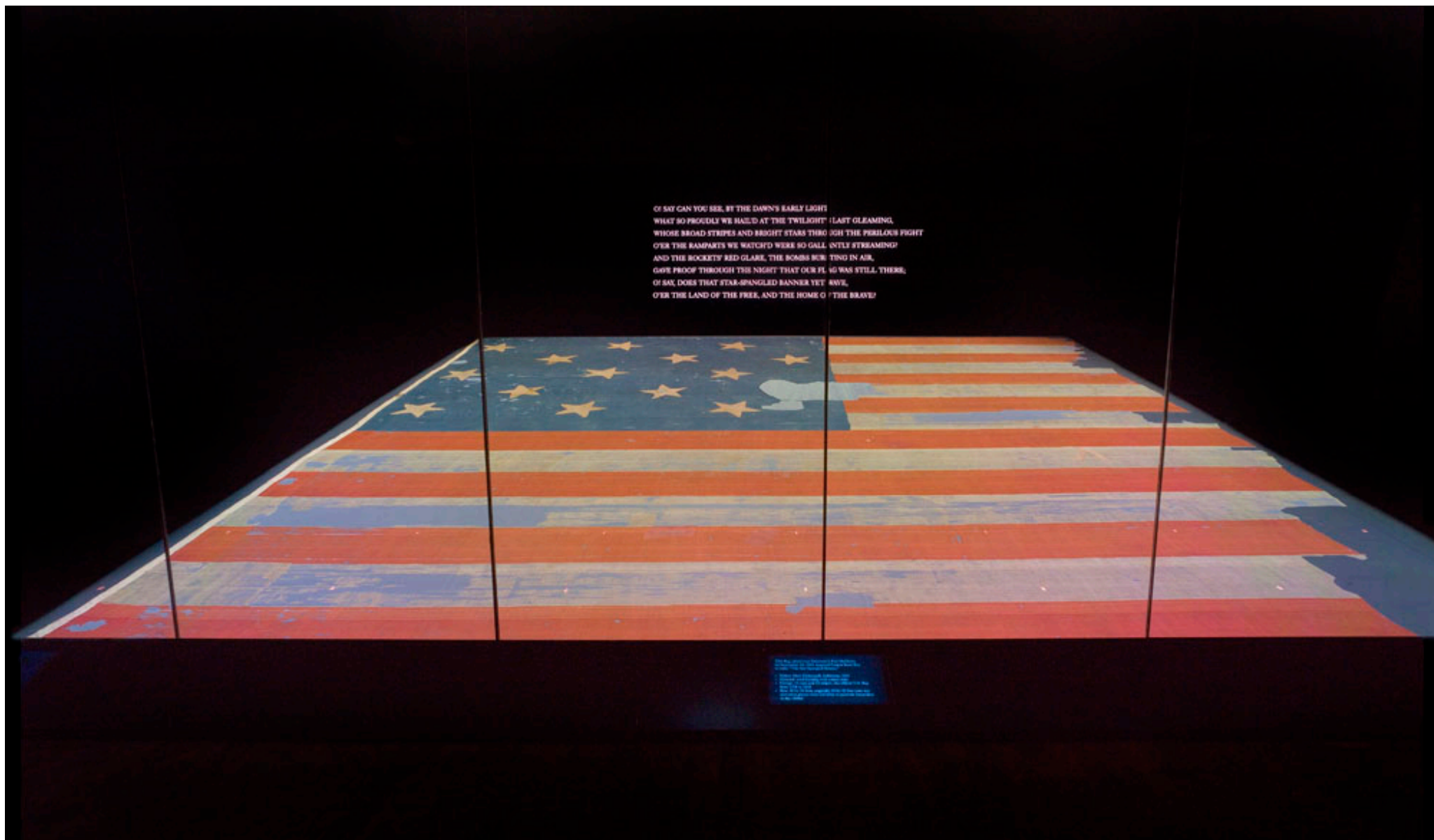


When it is my turn, I may walk into the entrance and up the ramp into the first hallway.





There are pictures of the city on fire, a rocket, a spyglass, and a piece of bombshell that I may touch.




Next is the flag, behind glass in a dark room. Light can damage the flag, so it must be dark to keep the flag safe. Staff with flashlights may try to help me to keep me safe.





At the end of the dark hallway is a plastic star that I may touch. This shows the texture of the real stars on the flag.




There is an interactive table that I may touch to see information about the flag. Many people might use it at the same time. I may try to wait my turn and share with others.





In the last hallway has information about how the flag was made, a silver punch bowl, and famous performances of the national anthem.



There are many things to see and touch in the Star-Spangled Banner exhibit. Many people have fun visiting the American History Museum.